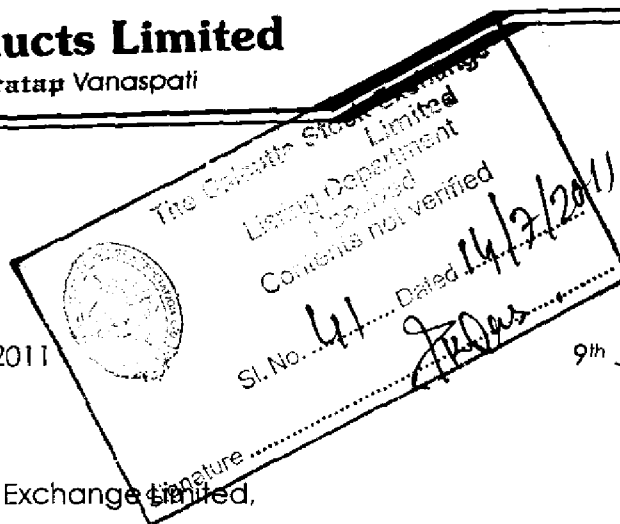




Vegetable Products Limited
Manufacturers of pratap Vanaspati



Ref: VPL/CL-35/06/2011

9th July, 2011


The Secretary,
The Calcutta Stock Exchange Limited,
7, Lyons Range,
Kolkata- 700 001.

Dear Sir,

**Sub: Submission of Shareholding Pattern
as on Quarter Ended 30th June, 2011.**

In terms of revised Clause 35 of the Listing Agreement, we are enclosing herewith the Shareholding Pattern of the Company for the quarter ended 30th June, 2011 duly signed in the prescribed format.


Please acknowledge receipt of the same.

Yours faithfully
Vegetable Products Limited

Compliance Officer

Encl.: as above


(l)(a) Statement Showing Shareholding Pattern

Name of the Company: Vegetable Products Limited.			
Scrip Code:	CSE	10032034	Class of Security: Equity
Quarter ended: 30th June, 2011			
Partly paid-up shares:-	No. of partly paid-up shares	As a % of total no. of partly paid-up shares	As a % of total no. of shares of the company
Held by promoter/promoter group	NIL	NIL	NIL
Held by public	NIL	NIL	NIL
Total	0	0	0
Outstanding convertible securities:-	No. of outstanding securities	As a % of total no. of outstanding convertible securities	As a % of total no. of shares of the company, assuming full conversion of the convertible
Held by promoter/promoter group	NIL	NIL	NIL
Held by public	NIL	NIL	NIL
Total	0	0	0
Warrants:-	No. of warrants	As a % of total no. of warrants	As a % of total no. of shares of the company, assuming full conversion of warrants
Held by promoter/promoter group	NIL	NIL	NIL
Held by public	NIL	NIL	NIL
Total	0	0	0
Total paid-up capital of the company, assuming full conversion of warrants and convertible securities (Grand Total (A+B+C)+ D+E+F)		Rs. 2,85,00,000 (Rs. 1,30,00,000 equity shares + Rs. 1,55,00,000 preference shares)	



Category code	Category of Shareholder	Number of Shareholders	Total number of shares	Number of shares held in dematerialized form	Total shareholding as a percentage of total number of shares		Shares Pledged or otherwise encumbered	
					As a percentage of (A+B) ¹	As a percentage of (A+B+C)	Number of shares	As a percentage
(A)	Shareholding of Promoter and Promoter Group²							
1	Indian							
(a)	Individuals/ Hindu Undivided Family	3	153725	0.00	11.83	11.83	NA	NA
(b)	Central Government/ State Government(s)	0.00	0.00	0.00	0.00	0.00		
(c)	Bodies Corporate	0.00	0.00	0.00	0.00	0.00		
(d)	Financial Institutions/ Banks	0.00	0.00	0.00	0.00	0.00		
(e)	Any Others(Specify)	0.00	0.00	0.00	0.00	0.00		
(e-i)								
(e-ii)								
	Sub Total(A)(1)	3	153725	0	11.83	11.83	NA	NA
2	Foreign						NA	NA
a	Individuals (Non-Residents Individuals/	0.00	0.00	0.00	0.00	0.00		
b	Bodies Corporate	0.00	0.00	0.00	0.00	0.00		
c	Institutions	0.00	0.00	0.00	0.00	0.00		
d	Any Others(Specify)	0.00	0.00	0.00	0.00	0.00		
d-i								
d-ii								
	Sub Total(A)(2)	0.00	0.00	0.00	0.00	0.00	NA	NA
	Total Shareholding of Promoter and Promoter Group (A)= (A)(1)+(A)(2)	3	153725	0	11.83	11.83	NA	NA
(B)	Public shareholding						NA	NA
1	Institutions						NA	NA
(a)	Mutual Funds/ UTI	0.00	0.00	0.00	0.00	0.00		
(b)	Financial Institutions / Banks	0.00	0.00	0.00	0.00	0.00		
(c)	Central Government/ State Government(s)	0.00	0.00	0.00	0.00	0.00		
(d)	Venture Capital Funds	0.00	0.00	0.00	0.00	0.00		
(e)	Insurance Companies	0.00	0.00	0.00	0.00	0.00		
(f)	Foreign Institutional Investors	0.00	0.00	0.00	0.00	0.00		
(g)	Foreign Venture Capital Investors	0.00	0.00	0.00	0.00	0.00		
(h)	Any Other (specify)	0.00	0.00	0.00	0.00	0.00		
(h-i)								
(h-ii)								
	Sub-Total (B)(1)	0.00	0.00	0.00	0.00	0.00	NA	NA

NA - Not Applicable



B (2)	Non-institutions							
(a)	Bodies Corporate	30	430065	0.00	33.08	33.08	NA	NA
(b)	Individuals							
I	Individuals -i. Individual shareholders holding nominal share capital up to Rs 1 lakh	1223	124610	0.00	9.59	9.59		
II	ii. Individual shareholders holding nominal share capital in excess of Rs. 1 lakh	15	591600	0.00	45.51	45.51		
(c)	Any Other (specify)	0.00	0.00	0.00	0.00	0.00		
(c-i)								
(c-ii)								
	Sub-Total (B)(2)	1268	1146275	0	88.18	88.18		
(B)	Total Public Shareholding (B)= (B)(I)+(B)(2)	1268	1146275	0	88.18	88.18		
	TOTAL (A)+(B)	1271	1300000	0	100	100	NA	NA
(C)	Shares held by Custodians and against which Depository Receipts have been issued	0.00	0.00	0.00	0.00	0.00		
	GRAND TOTAL (A)+(B)+(C)	1271	1300000	0	100	100	NA	NA


Note: 1 For determining "Public Shareholding", for the purpose of clause 40A.
2 For definition of "Promoter" & "Promoter Group", refer Clause 40A.
3 For definitions of "Publicshareholding", refer Clause 40A

(I)(b) Statement showing Shareholding of persons belonging to the category "Promoter and Promoter Group"

Sr. No.	Name of the shareholder	Total shares held		Shares pledged or otherwise encumbered		
		Number of shares	As a % of grand total (A)+(B)+(C)	Number	As a percentage (VI) = (V / III) * 100	As a % of grand total (A)+(B)+(C) of sub-clause (I)(a)
I	II	III	IV	V	VI	VII
1	CHANDRAKALA BACHHAWAT	75,000	5.77	0.00	0.00	0.00
2	DHANPAT SINGH JAIN	54,700	4.21	0.00	0.00	0.00
3	MANISH BACHHAWAT	24,025	1.85	0.00	0.00	0.00
	TOTAL	1,53,725	11.83	0.00	0.00	0.00

(I)(c) Statement showing Shareholding of persons belonging to the category "Public" and holding more than 1% of the total number of shares

Sr. No.	Name of the shareholder	Number of shares	Shares as a percentage of total number of shares (i.e., Grand Total (A)+(B)+(C) indicated in Statement at para (I)(a) above)
1	Kanta Management Services (P) Ltd	175465	13.50
2	Gautam Jain	76,300	5.87
3	Rachna Baid	70000	5.38
4	Arun Mercantiles Pvt. Ltd.	60500	4.65
5	Prachi Bothra	61500	4.73
6	Sakuntal Devi Baid	61000	4.69
7	Vinita Kochar	60800	4.68
8	Sringar Jem & Jewellery (P) Ltd	59800	4.60
9	Sonika promoters & Fincon (P) Ltd	55725	4.29
10	Rajhans Credit & Finvest (P) Ltd.	46000	3.54
11	Anita Jain	37200	2.86
12	Umed Singh Kochar (HUF)	35400	2.72
13	Sunanda Sancheti	35275	2.71
14	Anand Kochar	31125	2.39
15	Anil Kumar Jha	25000	1.92
16	Hansraj Bachhawat	25000	1.92
17	Susanto Das	20000	1.54
18	Sajjan Jain	20000	1.54
19	Khem Chand Rampuria	18000	1.38
20	Raj Kumar Jasrapuria	15000	1.15
	TOTAL	989090	76.08



(I)(d) Statement showing details of locked-in shares

Sr. No.	Name of the shareholder	Category of Shareholders	Number of locked-in shares	Locked-in shares as a percentage of total number of shares (i.e., Grand Total (A)+(B)+(C) indicated in Statement at para (I)(a) above)
1				
	TOTAL	NIL	NIL	NIL

(II)(a) Statement showing details of Depository Receipts (DRs)

Sr. No.	Type of outstanding DR (ADRs, GDRs, SDRs, etc.)	Number of outstanding DRs	Number of shares underlying outstanding DRs	Shares underlying outstanding DRs as a percentage of total number of shares (i.e., Grand Total (A)+(B)+(C) indicated in Statement at para (I)(a) above)
1				
	TOTAL	NIL	NIL	NIL

(II)(b) Statement showing Holding of Depository Receipts (DRs), where underlying shares are in excess of 1% of the total number of shares

Sr. No.	Name of the DR Holder	Type of outstanding DR (ADRs, GDRs, SDRs, etc.)	Number of shares underlying outstanding DRs	Shares underlying outstanding DRs as a percentage of total number of shares (i.e., Grand Total (A)+(B)+(C) indicated in Statement at para (I)(a) above)
1				
	TOTAL	NIL	NIL	NIL

(III)(a) Statement showing the voting pattern of shareholders, if more than one class of share/securities is issued by the issuer.(Give description of voting rights for each class of securities. Class X, Class Y, Class Z)¹

Category code (I)	Category of Shareholder (II)	Number of Voting Rights held in each class of securities			Total Voting Rights (VI) = [III+IV+V]	Total Voting Rights i.e. (VI)	
		Class X (III)	Class Y (IV)	Class Z (V)		As a percentage of (A+B)	As a percentage of (A+B+C)
(A)	Shareholding of Promoter and Promoter Group ²						
1	Indian						
(a)	Individuals/ Hindu Undivided Family	153725	0.00	0.00	153725	11.83	11.83
(b)	Central Government/ State Government(s)	0.00	0.00	0.00	0.00	0.00	0.00
(c)	Bodies Corporate	0.00	0.00	0.00	0.00	0.00	0.00
(d)	Financial Institutions/ Banks	0.00	0.00	0.00	0.00	0.00	0.00
(e)	Any Others(Specify)	0.00	0.00	0.00	0.00	0.00	0.00
	Sub Total(A)(1)	153725	0	0	153725	11.83	11.83
2	Foreign						
a	Individuals (Non-Residents Individuals/	0.00	0.00	0.00	0.00	0.00	0.00
b	Bodies Corporate	0.00	0.00	0.00	0.00	0.00	0.00
c	Institutions	0.00	0.00	0.00	0.00	0.00	0.00
d	Any Others(Specify)	0.00	0.00	0.00	0.00	0.00	0.00
	Sub Total(A)(2)	0.00	0.00	0.00	0.00	0.00	0.00
	Total Shareholding of Promoter and Promoter Group (A)= (A)(1)+(A)(2)	153725	0.00	0.00	153725	11.83	11.83

(B)	Public shareholding						
I	Institutions						
(a)	Mutual Funds/ UTI	0.00	0.00	0.00	0.00	0.00	0.00
(b)	Financial Institutions/ Banks	0.00	0.00	0.00	0.00	0.00	0.00
(c)	Central Government/ State Government(s)	0.00	0.00	0.00	0.00	0.00	0.00
(d)	Venture Capital Funds	0.00	0.00	0.00	0.00	0.00	0.00
(e)	Insurance Companies	0.00	0.00	0.00	0.00	0.00	0.00
(f)	Foreign Institutional Investors	0.00	0.00	0.00	0.00	0.00	0.00
(g)	Foreign Venture Capital Investors	0.00	0.00	0.00	0.00	0.00	0.00
(h)	Any Other (specify)	0.00	0.00	0.00	0.00	0.00	0.00
	Sub-Total (B)(1)	0.00	0.00	0.00	0.00	0.00	0.00
B 2	Non-institutions						
(a)	Bodies Corporate	430065	80000	0.00	430065	33.08	33.08
(b)	Individuals						
I	i. Individual shareholders holding nominal share capital up to Rs 1 lakh	124610	0.00	0.00	124610	9.59	9.59
II	ii. Individual shareholders holding nominal share capital in excess of Rs 1 lakh.	591600	75000	0.00	591600	45.51	45.51
(c)	Any Other (specify)	0.00	0.00	0.00	0.00	0.00	0.00
	Sub-Total (B)(2)	1146275	155000	0.00	1146275	88.18	88.18
(B)	Total Public Shareholding (B)= (B)(1)+(B)(2)	1146275	155000	0	1146275	88.18	88.18
	TOTAL (A)+(B)	1300000	155000	0	1300000	100	100
(C)	Shares held by Custodians and against which Depository Receipts have been issued	0.00	0.00	0.00	0.00	0.00	0.00
	GRAND TOTAL (A)+(B)+(C)	1300000	155000	0	1300000	100	100

NOTE:

- 1 Class X : Equity , Class Y : Preference and Class Z : Unclassified
- 2 For definition of "Promoter" and "Promoter Group", refer to clause 40A.

PLACE: KOLKATA
Date: 09.07.2011

For and on behalf of the Board,
Vegetable Products Limited.


Director